

**Mississauga First Nation  
Consolidated Financial Statements  
For the year ended March 31, 2019**

**Mississauga First Nation**  
**Consolidated Financial Statements**  
For the year ended March 31, 2019

---

**Contents**

<b>Management's Responsibility for Financial Reporting</b>	<b>2</b>
<b>Independent Auditor's Report</b>	<b>3</b>
<b>Consolidated Financial Statements</b>	
Statement of Financial Position	5
Statement of Operations	6
Statement of Changes in Net Financial Assets	7
Statement of Cash Flows	8
Notes to Financial Statements	9
Schedule 1 - Tangible Capital Assets	18
Schedule 2 - Segment Disclosure	20



---

## Mississauga First Nation Management's Responsibility for the Consolidated Financial Statements

March 31, 2019

---

The accompanying consolidated financial statements of the Mississauga First Nation are the responsibility of management and have been approved by the Chief and Council.

The consolidated financial statements have been prepared by management in accordance with Canadian public sector accounting standards prescribed for governments as recommended by the Public Sector Accounting Board. Management is responsible for such internal control as management determines is necessary to enable the preparation of financial statements that are free from material misstatement, whether due to fraud or error.

The First Nation Council is responsible for ensuring that management fulfills its responsibilities for financial reporting and internal control and is ultimately responsible for reviewing and approving the consolidated financial statements.

The external auditors, BDO Canada LLP, conduct an audit in accordance with Canadian generally accepted auditing standards, and express their opinion on the consolidated financial statements. The external auditors have access to financial management of Mississauga First Nation and meet when required.

Chief

Councillor

Councillor

Councillor

Councillor

Councillor

\_\_\_\_\_  
Councillor

\_\_\_\_\_  
Councillor

\_\_\_\_\_  
Councillor



Tel: 705-945-0990  
Fax: 705-942-7979  
Toll-Free: 800-520-3005  
0190  
www.bdo.ca

BDO Canada LLP  
747 Queen Street E  
PO Box 1109  
Sault Ste. Marie ON P6A 5N7 Canada

---

## Independent Auditor's Report

---

To the Chief and Council of Mississauga First Nation

### Opinion

We have audited the consolidated financial statements of Mississauga First Nation (the First Nation), which comprise the consolidated statement of financial position as at March 31, 2019, and the consolidated statements of operations, change in net financial assets and cash flows, for the year then ended, and notes to the consolidated financial statements, including a summary of significant accounting policies.

In our opinion, the accompanying consolidated financial statements present fairly, in all material respects, the consolidated financial position of the First Nation as at March 31, 2019, and its consolidated results of operations, its consolidated change in net financial assets and its consolidated cash flows for the year then ended in accordance with Canadian public sector accounting standards.

### Basis for Opinion

We conducted our audit in accordance with Canadian generally accepted auditing standards. Our responsibilities under those standards are further described in the *Auditor's Responsibilities for the Audit of the Consolidated Financial Statements* section of our report. We are independent of the First Nation in accordance with the ethical requirements that are relevant to our audit of the consolidated financial statements in Canada, and we have fulfilled our other ethical responsibilities in accordance with these requirements. We believe that the audit evidence we have obtained is sufficient and appropriate to provide a basis for our opinion.

### Responsibilities of Management and Those Charged with Governance for the Consolidated Financial Statements

Management is responsible for the preparation and fair presentation of the consolidated financial statements in accordance with Canadian public sector accounting standards, and for such internal control as management determines is necessary to enable the preparation of consolidated financial statements that are free from material misstatement, whether due to fraud or error.

In preparing the consolidated financial statements, management is responsible for assessing the First Nation's ability to continue as a going concern, disclosing, as applicable, matters related to going concern and using the going concern basis of accounting unless management either intends to liquidate the Group or to cease operations, or has no realistic alternative but to do so.

Those charged with governance are responsible for overseeing the First Nation's financial reporting process.

### Auditor's Responsibilities for the Audit of the Consolidated Financial Statements

Our objectives are to obtain reasonable assurance about whether the consolidated financial statements as a whole are free from material misstatement, whether due to fraud or error, and to issue an auditor's report that includes our opinion. Reasonable assurance is a high level of assurance, but is not a guarantee that an audit conducted in accordance with Canadian generally accepted auditing standards will always detect a material misstatement when it exists. Misstatements can arise from fraud or error and are considered material if, individually or in the aggregate, they could reasonably be expected to influence the economic decisions of users taken

on the basis of these consolidated financial statements.

As part of an audit in accordance with Canadian generally accepted auditing standards, we exercise professional judgment and maintain professional skepticism throughout the audit. We also:

- Identify and assess the risks of material misstatement of the consolidated financial statements, whether due to fraud or error, design and perform audit procedures responsive to those risks, and obtain audit evidence that is sufficient and appropriate to provide a basis for our opinion. The risk of not detecting a material misstatement resulting from fraud is higher than for one resulting from error, as fraud may involve collusion, forgery, intentional omissions, misrepresentations, or the override of internal control.
- Obtain an understanding of internal control relevant to the audit in order to design audit procedures that are appropriate in the circumstances, but not for the purpose of expressing an opinion on the effectiveness of the First Nation's internal control.
- Evaluate the appropriateness of accounting policies used and the reasonableness of accounting estimates and related disclosures made by management.
- Conclude on the appropriateness of management's use of the going concern basis of accounting and, based on the audit evidence obtained, whether a material uncertainty exists related to events or conditions that may cast significant doubt on the First Nation's ability to continue as a going concern. If we conclude that a material uncertainty exists, we are required to draw attention in our auditor's report to the related disclosures in the consolidated financial statements or, if such disclosures are inadequate, to modify our opinion. Our conclusions are based on the audit evidence obtained up to the date of our auditor's report. However, future events or conditions may cause the First Nation to cease to continue as a going concern.
- Evaluate the overall presentation, structure and content of the consolidated financial statements, including the disclosures, and whether the consolidated financial statements represent the underlying transactions and events in a manner that achieves fair presentation.

We communicate with those charged with governance regarding, among other matters, the planned scope and timing of the audit and significant audit findings, including any significant deficiencies in internal control that we identify during our audit.



Chartered Professional Accountants, Licensed Public Accountants  
Sault Ste. Marie, Ontario  
July 24, 2019

**Mississauga First Nation**  
**Consolidated Statement of Financial Position**

**March 31**

**2019**

**2018**

**Financial assets**

Cash	\$ 5,230,413	\$ 2,648,592
Accounts receivable (Note 2)	972,341	1,296,622
Housing loans (Note 3)	258,016	277,343
Portfolio investments (Note 4)	335,060	583,385
Due from the Mississagi Trust - restricted (Note 5)	1,550,704	1,448,766
Trust Funds held by Federal Government (Note 6)	91,000	91,000
	<u>8,437,534</u>	<u>6,345,708</u>

**Liabilities**

Accounts payable and accrued liabilities (Note 7)	1,303,756	1,088,434
Deferred revenue (Note 9)	1,620,075	1,392,470
Due to funders (Note 8)	367,696	243,950
Long term debt (Note 10)	2,731,023	2,905,333
Accrued landfill closure and post closure costs (Note 12)	98,325	103,500
	<u>6,120,875</u>	<u>5,733,687</u>

**Net financial assets**







2,316,659      612,021

**Non-financial assets**

Tangible capital assets (Schedule 1)	9,133,674	9,133,272
Prepaid expenses and inventory of supplies	46,599	178,525
	<u>9,180,273</u>	<u>9,311,797</u>

**Accumulated surplus, end of year (Note 13)**

\$ 11,496,932      \$ 9,923,818

 Chief	 Councillor	 Councillor
 Councillor	 Councillor	 Councillor
 Councillor	 Councillor	 Councillor

## Mississauga First Nation Consolidated Statement of Operations

For the year ended March 31	Budget	2019	2018
<b>Revenue</b>			
Indigenous Services Canada	\$ 5,642,374	\$ 5,175,708	\$ 4,613,521
Province of Ontario	1,955,461	2,038,342	2,558,829
Government of Canada	1,196,597	988,518	1,205,896
Canadian Mortgage and Housing Corporation	192,314	245,746	439,660
OFNLP	707,870	1,077,583	847,926
North Shore Tribal Council	1,318,183	1,302,124	1,452,289
Band operated enterprises	576,172	637,235	593,796
Other revenue	1,886,327	1,590,797	1,394,515
Mississagi Trust Funds	-	120,721	304,871
Amounts earned in Trust Funds (Note 6)	-	24,311	53,241
Gain on sale of portfolio investments	-	323,532	-
Recovery of prior year funds	-	252	(17,602)
	<u>13,475,298</u>	<u>13,524,869</u>	<u>13,446,942</u>
<b>Expenses</b>			
Niigaaniin - Social assistance	375,500	529,388	561,362
Niigaaniin - Cost of administration	549,980	411,341	354,463
Band support funding	582,903	480,129	635,618
Other administrative programs	198,510	195,070	46,074
Maintenance management system	433,123	606,985	582,991
Education	2,777,181	2,770,177	2,649,157
Committees	-	10,565	6,062
Capital programs	499,203	236,196	767,832
Other ISC subsidized programs	806,811	437,147	451,918
Health and social services	2,417,442	2,358,636	2,330,138
Other subsidized programs	1,265,196	1,076,622	1,286,225
Family resource centre	460,452	444,952	426,348
Day care centre	626,165	673,968	750,712
Band operated enterprises	716,656	995,395	884,335
Casino Rama	312,169	314,344	622,497
CMHC housing	135,726	367,746	515,973
Amounts released from Trust Funds (Note 6)	-	24,311	59,391
Mississagi Trust distributions	-	18,783	429,120
Landfill costs (Note 12)	-	-	(705,500)
	<u>12,157,017</u>	<u>11,951,755</u>	<u>12,654,716</u>
<b>Annual surplus</b>	1,318,281	1,573,114	792,226
<b>Accumulated surplus, beginning of year</b>	9,923,818	9,923,818	9,131,592
<b>Accumulated surplus, end of year</b>	<u>\$ 11,242,099</u>	<u>\$ 11,496,932</u>	<u>\$ 9,923,818</u>

The accompanying notes are an integral part of these consolidated financial statements.

**Mississauga First Nation**  
**Consolidated Statement of Change in Net Financial Assets**

<b>For the year ended March 31</b>	Budget	2019	2018
<b>Annual surplus</b>	\$ 1,318,281	\$ 1,573,114	\$ 792,226
Acquisition of tangible capital assets	(441,556)	(782,880)	(586,011)
Amortization of tangible capital assets	-	775,110	710,075
Gain on disposal of tangible capital assets	-	7,368	-
Prepaid expenses and inventory of supplies	-	131,926	(3,435)
<b>Net change in net debt</b>	876,725	1,704,638	912,855
<b>Net financial assets (debt), beginning of year</b>	612,021	612,021	(300,834)
<b>Net financial assets, end of year</b>	\$ 1,488,746	\$ 2,316,659	\$ 612,021

The accompanying notes are an integral part of these consolidated financial statements.



**Mississauga First Nation  
Consolidated Statement of Cash Flows**

For the year ended March 31

2019

2018

**Cash flows from operating activities**

Annual surplus	\$ 1,573,114	\$ 792,226
Items not involving cash		
Gain on disposal of tangible capital assets	7,368	-
Amortization	<u>775,110</u>	<u>710,075</u>
	<b>2,355,592</b>	<b>1,502,301</b>

Changes in non-cash operating balances

Accounts receivable	324,281	(818,079)
Prepaid expense	131,926	(3,435)
Deferred revenue	227,605	889,602
Due from the Mississagi Trust	(101,938)	124,249
Trust Funds held by Federal Government	-	6,150
Accounts payable	215,322	490,186
Due to funders	123,746	(14,232)
Accrued landfill closure and post-closure costs	<u>(5,175)</u>	<u>(705,500)</u>

**3,271,359**      **1,471,242**

**Capital transactions**

Acquisition of tangible capital assets	<u>(782,880)</u>	<u>(586,011)</u>
--	------------------	------------------

**Investing activities**

Housing loans	19,327	60,444
Sale (purchase) of portfolio investments	<u>248,325</u>	<u>(333,334)</u>
	<b><u>267,652</u></b>	<b><u>(272,890)</u></b>

**Financing activities**

Payments on long term debt	<u>(174,310)</u>	<u>(172,518)</u>
----------------------------	------------------	------------------

**Increase in cash**

**2,581,821**      **439,823**

**Cash, beginning of year**

**2,648,592**      **2,208,769**

**Cash, end of year**

**\$ 5,230,413**      **\$ 2,648,592**

---

# Mississauga First Nation

## Notes to Consolidated Financial Statements

March 31, 2019

---

### 1. Summary of significant accounting policies

**Accounting Principles** These consolidated financial statements of the Mississauga First Nation have been prepared in accordance with Canadian public sector accounting standards prescribed for governments, as recommended by the Public Sector Accounting Board.

**Basis of Consolidation** These financial statements reflect the assets, liabilities, revenues and expenses of all programs under the control of Chief and Council.

**Portfolio Investments** Portfolio investments are recorded at cost. A write down is recorded where there has been a loss in value that is other than a temporary decline.

**Tangible Capital Assets** Tangible capital assets are recorded at cost less accumulated amortization. Cost includes all costs directly attributable to acquisition or construction of the tangible capital asset including transportation costs, installation costs, design and engineering fees, legal fees and site preparation costs. Contributed tangible capital assets are recorded at fair value at the time of the donation, with a corresponding amount recorded as revenue. Amortization is recorded on a straight-line basis over the estimated life of the tangible capital asset commencing once the asset is available for productive use as follows:

Buildings	25 to 40 years
Housing	25 years
Infrastructure	10 to 40 years
Roads	40 years
Heavy equipment	15 years
Vehicles	5 to 15 years
Land improvements	10 to 20 years
Furniture and equipment	4 years

**Revenue Recognition** Revenue is recognized in the period in which the transactions or events occurred that gave rise to the revenue. All revenue is recorded on an accrual basis.

Government transfers are recognized as revenues when the transfer is authorized and any eligibility criteria are met, except to the extent that transfer stipulations give rise to an obligation that meets the definition of a liability. Transfers are recognized as deferred revenue when transfer stipulations give rise to a liability. Transfer revenue is recognized in the statement of operations as the stipulation liabilities are settled.

Contributions, other than government transfers, are deferred when restrictions are placed on their use by the external contributor, and are recognized as revenue when used for the specific purpose.

Revenue related to fees or services received in advance of the fee being earned or the service is performed is deferred and recognized when the fee is earned or service performed.

# Mississauga First Nation

## Notes to Consolidated Financial Statements

March 31, 2019

### 1. Summary of significant accounting policies (continued)

#### Use of Estimates

The preparation of financial statements in conformity with Canadian public sector accounting standards requires management to make estimates and assumptions that affect the reported amounts of assets and liabilities at the date of the financial statements, and the reported amounts of revenues and expenses during the reporting period. Actual results could differ from management's best estimates as additional information becomes available in the future.

### 2. Accounts receivable

	2019	2018
Due from members - CMHC Housing arrears	\$ 375,949	\$ 353,807
Less: allowance for doubtful accounts	(351,905)	(340,007)
	24,044	13,800
Due from members - Housing Rent to Own arrears	299,966	324,709
Less: allowance for doubtful accounts	(295,466)	(322,209)
	4,500	2,500
Indigenous Services Canada	217,881	79,480
Health Canada	105,574	65,632
Province of Ontario	61,763	190,555
North Shore Tribal Council / Niigaaniin	343,345	415,052
CMHC	20,706	222,966
Other	284,147	371,244
Less: allowance for doubtful accounts	(89,619)	(64,607)
	943,797	1,280,322
	\$ 972,341	\$ 1,296,622

### 3. Housing loans

	2019	2018
Housing proceeds receivable	\$ 290,680	\$ 312,261
Present value write down	(32,664)	(34,918)
	\$ 258,016	\$ 277,343

The above loans were made to members of the Mississauga First Nation at 0% interest and under a rent to own housing contract. The terms vary in length and are secured by the property.

**Mississauga First Nation**  
**Notes to Consolidated Financial Statements**

**March 31, 2019**

**4. Portfolio investments**

	2019	2018
CEW Superior VI Limited Partnership - 5,099 Class A units	\$ 51	\$ 51
WeedMD RX Inc. - 478,584 common shares (2018 - 833,334)	335,009	583,334
	\$ 335,060	\$ 583,385

The market value of the WeedMD RX Inc. shares at March 31, 2019 was \$947,596.

**5. Mississagi Trust**

The funds are advanced to the First Nation as a beneficiary of the Trust and are subject to the Trust provisions governing the disbursement of such funds.

**6. Trust Funds held by Federal Government**

	March 31, 2018	Additions 2019	Withdrawals 2019	March 31, 2019
Revenue	\$ -	\$ 24,311	\$ (24,311)	\$ -
Capital	91,000	-	-	91,000
	\$ 91,000	\$ 24,311	\$ (24,311)	\$ 91,000

The trust funds arise from monies derived from capital or revenue sources as outlined in Section 62 of the Indian Act. These funds are held in trust in the Consolidated Revenue Fund of the Government of Canada. The management of these funds is primarily governed by Section 63 to 69 of the Indian Act.

**7. Accounts payable**

	2019	2018
Trade payables	\$ 791,634	\$ 834,233
Elementary and Secondary tuition payables	210,529	157,108
Accrued wages and employee benefits payable	301,593	97,093
	\$ 1,303,756	\$ 1,088,434

**8. Due to funders**

	2019	2018
Province of Ontario	\$ 272,249	\$ 173,643
Indigenous Services Canada	95,447	70,307
	\$ 367,696	\$ 243,950

**Mississauga First Nation**  
**Notes to Consolidated Financial Statements**

**March 31, 2019**

**9. Deferred revenue and government transfers**

	Balance March 31, 2018	Funding Received 2019	Revenue Recognized 2019	Balance March 31, 2019
Indigenous Services Canada	\$ 1,203,231	\$ 5,280,814	\$ 5,175,708	\$ 1,308,337
Health Canada	-	1,153,688	980,989	172,699
CMHC	-	245,746	245,746	-
ESDC	-	7,529	7,529	-
Province of Ontario	6,751	2,031,591	2,038,342	-
North Shore Tribal Council	8,924	1,293,200	1,302,124	-
Other	173,564	3,739,654	3,774,179	139,039
Recovery of prior year funds	-	252	252	-
	<b>\$ 1,392,470</b>	<b>\$ 13,752,474</b>	<b>\$ 13,524,869</b>	<b>\$ 1,620,075</b>

Deferred revenue is broken down by program as follows:

	2019	2018
Staff Activities	\$ 419	\$ -
Nation Rebuilding	124,818	-
Education	85,834	16,038
Post Secondary Education	150,687	93,115
Special Education	88,738	10,695
Adult Education	11,368	6,272
Community and Parental Initiative	7,847	8,070
Library	1,341	-
Capital Septic	3,131	-
Capital Waste Management	-	311,567
Capital Renovations	46,561	74,726
Capital Roads	57,225	-
Hall Renovation	85,000	-
Duplex Construction	108,100	-
Aquaculture	345,363	673,850
Medical Services	172,699	-
ASP / RTP	-	6,751
Family Well Being	212,049	-
CSSW	-	104,583
Child Mental Health	44,443	-
Land Code	10,925	8,898
Forestry	-	46,551
West End Trail	7,836	22,430
Lands and Resources Membership	55,691	-
Daycare - ASETS	-	8,924
	<b>\$ 1,620,075</b>	<b>\$ 1,392,470</b>

**Mississauga First Nation**  
**Notes to Consolidated Financial Statements**

**March 31, 2019**

**10. Long term debt**

	2019	2018
<b>Capital loans</b>		
CMHC Mortgage at 1.05%, due in monthly payments of \$3,724 including interest, maturing August 1, 2021, guaranteed by ISC	\$ 312,178	\$ 353,397
CMHC Mortgage at 2.50%, due in monthly payments of \$2,538 including interest, maturing June 1, 2023, guaranteed by ISC	247,896	271,998
CMHC Mortgage at 1.83%, due in monthly payments of \$4,826 including interest, maturing December 1, 2019, guaranteed by ISC	565,813	613,030
CMHC Mortgage at 1.92%, due in monthly payments of \$2,480 including interest, maturing July 1, 2019, guaranteed by ISC	501,798	521,799
CMHC Mortgage at 1.92%, due in monthly payments of \$2,727 including interest, maturing July 1, 2019, guaranteed by ISC	551,892	573,890
CMHC Mortgage at 0.94%, due in monthly payments of \$2,025 including interest, maturing September 1, 2020, guaranteed by ISC	473,209	492,982
<b>Operating loans</b>		
Indigenous Affairs Native Claims Loan, due to be deducted from the proceeds on settlement of the claim, plus interest at the Minister of Finance rate only upon default of payment	15,000	15,000
Indigenous Affairs Native Claims Loan, due to be deducted from the proceeds on settlement of the claim, plus interest at the Minister of Finance rate only upon default of payment	63,237	63,237
	2,731,023	2,905,333
Less current portion	180,254	174,906
	\$ 2,550,769	\$ 2,730,427

Principal payments required on long term debt for the next five years and thereafter, assuming similar refinancing, are as follows:

Year	Amount
2020	\$ 180,254
2021	182,881
2022	185,549
2023	188,260
2024	191,014
Thereafter	1,803,065
	\$ 2,731,023

**Mississauga First Nation**  
**Notes to Consolidated Financial Statements**

**March 31, 2019**

**11. Credit facilities**

The First Nation has an operating line of credit with the Royal Bank of Canada and the amount available under the line is \$200,000. The line of credit is due on demand and has an interest rate of prime plus 2.5%. At March 31, 2019 the balance outstanding was zero.

The First Nation also has credit facilities with the Bank of Montreal totaling \$2,750,000. The first facility of \$1,000,000 is for guarantees for the On-Reserve Housing Loan program (ORHL). The second facility of \$250,000 is for guarantees for the On-Reserve Home Renovation Loan program (ORHRL). The First Nation also has a demand loan available of \$1,500,000, with interest rate of prime plus 1.25%, for assisting with construction of On-Reserve homes. At March 31, 2019 the balance outstanding on these facilities was zero.

**12. Accrued landfill closure and post-closure costs**

Landfill closure and post-closure requirements include final covering and landscaping of the landfill, storm water management, purchase of buffer lands, monitoring wells, fees, ongoing environmental monitoring, site inspection and maintenance. The reported liability is based on estimates and assumptions using the best information currently available to management.

The landfill site was closed during 2018 and the liability now consists of post-closure care costs over an estimated period of 20 years. The estimated liability to monitor the landfill site is approximately \$98,325 (2018 - \$103,500).

**13. Accumulated surplus**

	2019	2018
Reserves set aside for specific purposes by the First Nation		
Health - Bus	\$ 10,365	\$ 10,365
Playground equipment	-	30,736
Scholarships	7,143	7,143
Donnie McIver Bursary	9,000	-
CMHC Housing Replacement	163,023	159,040
CMHC Housing Operating	100,488	41,151
Land Resources	28,489	59,922
Casino Rama - Community Development	3,242,075	2,628,186
Housing working fund	304,976	381,609
Band Vehicles Replacement	51,905	51,905
Gaming Study	9,555	9,555
Day Care	3,247	3,247
Family Resource Centre	24,353	-
Negotiations and Implementation	42,225	42,225
Forestry	50,389	-
Admin Building	25,000	-
Internal funds held in trust - revenue	83,320	75,055
Reserves	4,155,553	3,500,139
Equity in tangible capital assets	6,480,888	6,306,176
Members' equity (deficit)	(682,888)	(1,318,763)
Unfunded landfill liabilities	(98,325)	(103,500)
Restricted Mississagi Trust reserve	1,550,704	1,448,766
Funds held in trust by Federal Government	91,000	91,000
	<b>\$ 11,496,932</b>	<b>\$ 9,923,818</b>

**Mississauga First Nation**  
**Notes to Consolidated Financial Statements**

**March 31, 2019**

**13. Accumulated surplus (continued)**

Allocation of annual surplus (deficit):

Reserves	\$	<b>655,414</b>	\$	198,041
Equity in tangible capital assets		<b>174,712</b>		48,453
Members' deficit		<b>635,875</b>		(29,369)
Unfunded landfill liabilities		<b>5,175</b>		705,500
Restricted Mississagi Trust reserve		<b>101,938</b>		(124,249)
Funds held in trust		-		(6,150)
		<hr/>		<hr/>
	\$	<b>1,573,114</b>	\$	792,226

**14. Pension plan costs**

Employees are eligible to participate in a Registered Pension Plan, administered by London Life, with contribution levels determined by formula. Employer contributions totalled \$190,524 during the current period (2018 - \$188,090) and were fully expensed.

**15. Contingencies**

The First Nation has provided a guarantee in the amount of \$304,500 in favour of the Bank of Montreal on behalf of Robinson Huron Treaty Ojibewa (Anishinabe). This represents 4.2% of the total loan of \$7,250,000 being guaranteed by 21 participating First Nation Communities that are settlors and beneficiaries of the Robinson Huron Treaty Trust.

**16. Funding reconciliation**

Indigenous Services Canada revenue per the financial statements	\$	<b>5,175,708</b>	
Less: Funerals & Burials 2019 cost reimbursements		<b>(17,012)</b>	
Less: Deferred revenue, beginning of year		<b>(1,203,231)</b>	
Add: Deferred revenue, end of year		<b>1,308,337</b>	
		<hr/>	
	\$	<b>5,263,802</b>	
		<hr/>	
Indigenous Services Canada revenue per funding confirmation	\$	<b>5,263,802</b>	

**17. Segmented information**

The Mississauga First Nation is a diversified government institution that provides a wide range of services to its members, including education, infrastructure maintenance, medical and other health services, administration, capital, enterprises and other services. For management reporting purposes the First Nation's operations and activities are organized and reported by Fund. Funds were created for the purpose of recording specific activities to attain certain objectives in accordance with special regulations, restrictions or limitations.

Services are provided by departments and their activities are reported in these funds. Certain departments that have been separately disclosed in the segmented information, along with the services they provide, are as follows:



---

# Mississauga First Nation

## Notes to Consolidated Financial Statements

March 31, 2019

---

### 17. Segmented information (continued)

#### **Social assistance**

The social assistance department is responsible for administering assistance payments as well as providing services directed towards members.

#### **Administration**

The administration department oversees the delivery of all governmental services. The department is responsible for ensuring that there are adequate policies and procedures in place to safeguard assets and to properly report financial activities. In addition, this department includes the governance activities of chief and council.

#### **Infrastructure maintenance**

The infrastructure department provides public services that contribute to community development and sustainability through the provision of operating services such as roads, water and sanitation, fire protection, electrical and community buildings.

#### **Education**

The education department provides services to elementary and secondary students primarily by entering into service contracts with provincially funded area school boards, as well as native language study. In addition, the department reimburses tuition costs and provides living and other allowances to students who are attending post-secondary institutions.

#### **Capital**

This department is responsible for all capital asset activities occurring in the First Nation during the year, including housing construction and renovations.

#### **Medical and other health services**

The community wellness department provides a diverse bundle of services directed towards the well-being of members including such activities as long term care, medical transportation, pre-natal and early childhood care, nursing, health representation, traditional healing, family violence prevention and many other smaller programs designed to enhance the health of members.

#### **Enterprises**

Band operated enterprises are activities conducted by the First Nation with the objective of promoting economic self-sufficiency. These activities could include income generated from renting out band-owned equipment, lease income and other projects from time to time.

#### **Other services**

The First Nation provides a wide array of other services, including youth employment projects, library, economic development, housing activities, forestry and others.

For each reported segment, revenues and expenses include amounts that are directly attributable to the segment and amounts that are allocated on a reasonable basis. Therefore, certain allocation methodologies are employed in the preparation of segmented financial information, including transfers that have been apportioned based on a percentage of budgeted expenses.

The accounting policies used in these segments are consistent with those followed in the preparation of the consolidated financial statements as disclosed in the summary of significant accounting policies. For additional information see the Consolidated Schedule of Segment Disclosure - Service (Schedule 2).

---

**Mississauga First Nation**  
**Notes to Consolidated Financial Statements**

**March 31, 2019**

---

**18. Budget**

The budget adopted by the First Nation was not prepared on a basis consistent with that used to report actual results (Public Sector Accounting Standards). The budget was prepared on a modified accrual basis while Public Sector Accounting Standards now require a full accrual basis. The budget figures anticipated use of reserves to reduce current year expenditures. In addition, the budget expensed all tangible capital expenditures rather than including amortization expense, and expensed principal payments of debt. As a result, the budget figures presented in the statements of operations and change in net financial assets represent the budget adopted by the First Nation with adjustments as follows:

<b>Budget surplus for the year</b>	\$ 703,454
<b>Add:</b>	
Capital expenditures	441,556
Principal portion of loan payments	221,322
Net transfers from reserves	<u>(48,051)</u>
<b>Budget surplus per statement of operations</b>	<u>\$ 1,318,281</u>

---

**19. Comparative figures**

Comparative figures have been reclassified to conform with current year presentation.

**Mississauga First Nation**  
**Schedule 1 - Consolidated Tangible Capital Assets**

For the year ended March 31, 2019

	Land	Buildings	Housing	Infrastructure	Roads	Heavy Equipment	Vehicles	Land Improvements Furniture Equipment	Construction in Progress	Total
Cost, beginning of year	\$ 1	\$ 8,917,530	\$ 7,878,919	\$ 2,785,685	\$ 1,925,096	\$ 349,231	\$ 1,200,352	\$ 766,307	\$ -	\$ 23,823,121
Additions	-	203,889	149,350	-	-	49,279	267,824	74,538	38,000	782,880
Disposals	-	-	(61,400)	-	-	-	-	(34,163)	-	(95,563)
<b>Cost, end of year</b>	<b>1</b>	<b>9,235,419</b>	<b>7,966,869</b>	<b>2,785,685</b>	<b>1,925,096</b>	<b>398,510</b>	<b>1,468,176</b>	<b>806,682</b>	<b>38,000</b>	<b>24,510,438</b>
Accumulated amortization, beginning of year	-	5,104,883	4,533,710	1,789,579	1,577,960	273,105	1,033,977	376,635	-	14,689,849
Amortization	-	245,469	254,819	61,358	26,371	12,943	105,276	68,874	-	775,110
Disposals	-	-	(54,032)	-	-	-	-	(34,163)	-	(88,195)
<b>Accumulated amortization, end of year</b>	<b>-</b>	<b>5,350,352</b>	<b>4,734,497</b>	<b>1,850,937</b>	<b>1,604,331</b>	<b>286,048</b>	<b>1,139,253</b>	<b>411,346</b>	<b>-</b>	<b>15,376,764</b>
<b>Net carrying amount, end of year</b>	<b>1</b>	<b>\$ 3,885,067</b>	<b>\$ 3,232,372</b>	<b>\$ 934,748</b>	<b>\$ 320,765</b>	<b>\$ 112,462</b>	<b>\$ 328,923</b>	<b>\$ 395,336</b>	<b>38,000 \$</b>	<b>9,133,674</b>

The accompanying notes are an integral part of these consolidated financial statements.

**Mississauga First Nation**  
**Schedule 1 - Consolidated Tangible Capital Assets (Continued)**

For the year ended **March 31, 2018** (comparative figures)

	Land	Buildings	Housing	Infrastructure	Roads	Heavy Equipment	Vehicles	Land Improvements Furniture Equipment	Construction in Progress	Total
Cost, beginning of year	\$ 1	\$ 8,451,188	\$ 7,909,619	\$ 2,785,685	\$ 1,925,096	\$ 335,970	\$ 1,145,481	\$ 714,770	\$ -	\$ 23,267,810
Additions	-	466,342	-	-	-	13,261	54,871	51,537	-	586,011
Disposals	-	-	(30,700)	-	-	-	-	-	-	(30,700)
<b>Cost, end of year</b>	<b>1</b>	<b>8,917,530</b>	<b>7,878,919</b>	<b>2,785,685</b>	<b>1,925,096</b>	<b>349,231</b>	<b>1,200,352</b>	<b>766,307</b>	<b>-</b>	<b>23,823,121</b>
Accumulated amortization, beginning of year	-	4,863,258	4,306,969	1,723,346	1,551,588	263,447	982,266	319,600	-	14,010,474
Amortization	-	241,625	257,441	66,233	26,372	9,658	51,711	57,035	-	710,075
Disposals	-	-	(30,700)	-	-	-	-	-	-	(30,700)
<b>Accumulated amortization, end of year</b>	<b>-</b>	<b>5,104,883</b>	<b>4,533,710</b>	<b>1,789,579</b>	<b>1,577,960</b>	<b>273,105</b>	<b>1,033,977</b>	<b>376,635</b>	<b>-</b>	<b>14,689,849</b>
<b>Net carrying amount, end of year</b>	<b>\$ 1</b>	<b>\$ 3,812,647</b>	<b>\$ 3,345,209</b>	<b>\$ 996,106</b>	<b>\$ 347,136</b>	<b>\$ 76,126</b>	<b>\$ 166,375</b>	<b>\$ 389,672</b>	<b>\$ -</b>	<b>\$ 9,133,272</b>

The accompanying notes are an integral part of these consolidated financial statements.

# Mississauga First Nation

## Schedule 2 - Consolidated Segment Disclosure

For the year ended March 31, 2019

	Social Assistance	Administration	Infrastructure Maintenance	Education	Capital	Medical	Enterprises	Other	Consolidated Total
<b>Revenue</b>									
Indigenous Services Canada	\$ -	\$ 759,061	\$ 365,922	\$ 2,595,613	\$ 541,853	\$ 254,243	\$ -	\$ 783,834	\$ 5,300,526
Province of Ontario	-	2,740	44,610	142,914	(3,212)	522,274	-	1,327,675	2,037,001
Government of Canada	-	-	10,000	-	-	955,989	20,000	248,275	1,234,264
Band operated enterprises	-	-	-	-	-	-	452,331	184,904	637,235
Other	941,587	30,440	27,158	43,466	5,000	873,757	172,703	2,221,480	4,315,591
Recovery of prior year funds	-	-	-	(1,143)	-	1,395	-	-	252
	941,587	792,241	447,690	2,780,850	543,641	2,607,658	645,034	4,766,168	13,524,869
<b>Expenses</b>									
Salaries, wages and benefits	244,143	776,227	81,886	583,198	-	1,214,403	325,954	1,612,869	4,838,680
Materials and supplies	139,681	125,718	208,482	135,668	172,019	668,863	197,494	386,038	2,033,963
Contracted services	4,293	133,864	151,255	106,568	35,673	38,927	335,028	619,730	1,425,338
Rents and financial expenses	500	46,163	683	-	-	25,850	(22,890)	65,504	115,810
External transfers	529,388	-	-	1,886,683	-	-	-	29,868	2,445,939
Travel and training	4,812	99,134	6,379	19,510	-	83,290	5,790	98,000	316,915
Amortization	11,912	17,824	165,077	-	-	53,910	287,795	238,592	775,110
Transfers between segments	6,000	(625,789)	(6,777)	38,550	28,504	273,393	(133,776)	419,895	-
	940,729	573,141	606,985	2,770,177	236,196	2,358,636	995,395	3,470,496	11,951,755
<b>Excess (deficiency) of revenue over expenses</b>	\$ 858	\$ 219,100	\$ (159,295)	\$ 10,673	\$ 307,445	\$ 249,022	\$ (350,361)	\$ 1,295,672	\$ 1,573,114

The accompanying notes are an integral part of these consolidated financial statements.

**Mississauga First Nation**  
**Schedule 2 - Consolidated Segment Disclosure**

For the year ended March 31, 2018 (comparative figures)

	Social Assistance	Administration	Infrastructure Maintenance	Education	Capital	Medical	Enterprises	Other	Consolidated Total
<b>Revenue</b>									
Indigenous Services Canada	\$ 3,000	\$ 535,447	\$ 356,429	\$ 2,457,354	\$ 419,809	\$ 76,100	\$ -	\$ 765,382	\$ 4,613,521
Province of Ontario	-	2,837	35,700	166,201	648,332	363,083	-	1,342,676	2,558,829
Government of Canada	-	-	10,000	-	166,033	1,180,695	-	288,828	1,645,556
Band operated enterprises	-	-	-	-	-	-	409,063	184,733	593,796
Other	901,288	132,269	9,956	27,167	-	746,281	182,919	2,052,962	4,052,842
Recovery of prior year funds	-	-	-	(8)	-	3,887	-	(21,481)	(17,602)
	904,288	670,553	412,085	2,650,714	1,234,174	2,370,046	591,982	4,613,100	13,446,942
<b>Expenses</b>									
Salaries, wages and benefits	213,039	793,772	90,023	573,553	-	1,269,319	365,105	1,507,061	4,811,872
Materials and supplies	123,986	122,396	161,927	134,720	105,441	591,035	162,267	690,068	2,091,840
Contracted services	2,492	105,260	194,674	108,953	1,207,133	104,611	345,347	136,997	2,205,467
Rents and financial expenses	473	46,874	725	-	-	16,500	(28,768)	69,136	104,940
External transfers	561,362	-	-	1,753,650	-	-	-	59,052	2,374,064
Travel and training	5,082	96,288	9,061	29,389	-	117,201	2,964	96,473	356,458
Amortization	4,392	7,996	162,781	4,312	-	15,900	276,102	238,592	710,075
Transfers between segments	5,000	(490,895)	(36,200)	44,580	(544,742)	215,572	(238,682)	1,045,367	-
	915,826	681,691	582,991	2,649,157	767,832	2,330,138	884,335	3,842,746	12,654,716
<b>Excess (deficiency) of revenue over expenses</b>	\$ (11,538)	\$ (11,138)	\$ (170,906)	\$ 1,557	\$ 466,342	\$ 39,908	\$ (292,353)	\$ 770,354	\$ 792,226

The accompanying notes are an integral part of these consolidated financial statements.